



**CARACTERÍSTICAS TÉCNICAS**

**Estructura**

**Encimera** de trabajo en **compac quartz** blanco.

**Decoración** en **DM hidrófugo** lacado.

Decoración frontal con **iluminación LED**.



**TECHNICAL CHARACTERISTICS**

**Estructure**

White **compac quartz** worktop.

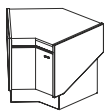
Frontal decoration in water **resistant DM lacqued**.

**LED lighting** frontal decoration.

VLY 9 M

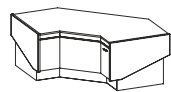


VLY 12 MHD  
HANDICAPÉ



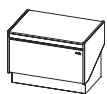
VLY 45 ACM

1295 x 900 x 745 mm.



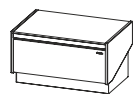
VLY 90 ACM

2325 x 900 x 745 mm.



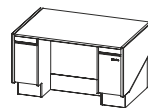
VLY 9 M

938 x 900 x 745 mm.



VLY 12 M

1250 x 900 x 745 mm.



VLY 12 MHD

1250 x 900 x 745 mm.



VLY 45 AAM

1035 x 900 x 745 mm.



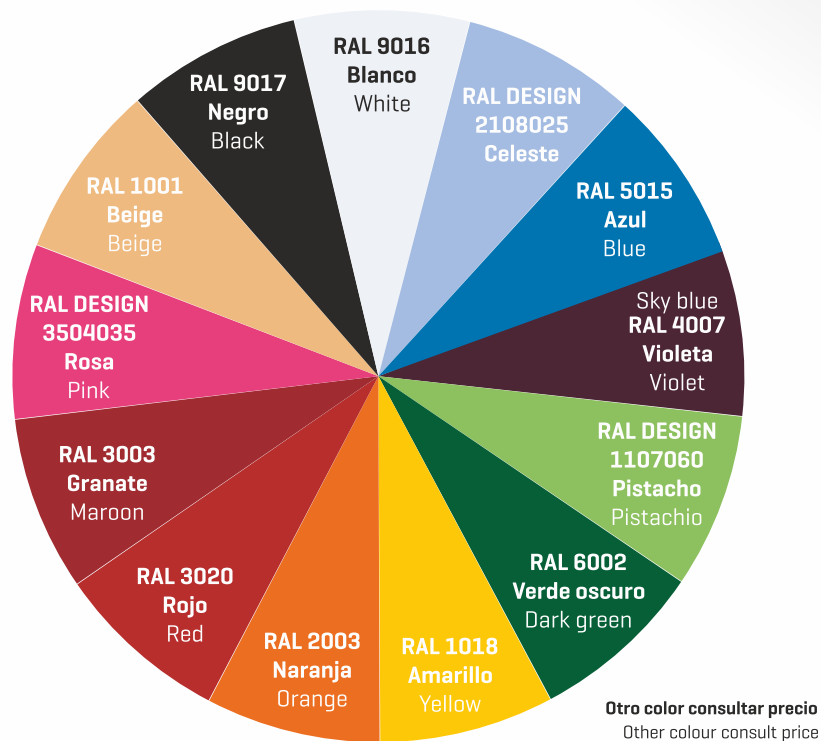
VLY 90 AAM

1855 x 900 x 745 mm.

Medidas sin costados  
Measures without sides



## Decoración Standard / Standar Decorations



## Colores fuera de carta / Colors outside of letter

Color	Tipo Type	Incremento plazo de entrega Increase delivery time	Suplemento PVP (x pedido) PVP supplement (x order)
RAL	Epoxi	+10 días laborables/ Work days	
	Líquida/Liquid	+10 días laborables/ Work days	
NO RAL	Epoxi	Consultar/Consulter	Consultar/Consulter
	Líquida/Liquid	Consultar/Consulter	Consultar/Consulter